

# Model 650

The Commuter

Model 650




Three compartment sink and handsink



Steam tables with two separate burners



Large capacity coffee/hot water & grill



# CUSTOM

*Mobile Food Equipment*

800-257-7855  
[www.foodcart.com](http://www.foodcart.com)

# Model 650

## Base Cart

- Completely Enclosed
- All Tubular Steel Framing and Under carriage coated with a Military Grade Rust Inhibitor
- Sliding Plexi-Glass Service Windows
- Exterior Stainless Steel
- Overall Dimensions 96"L x 48"W x 86"H (Dimensions Do Not Include Hitch or Ice Well Extension)
- Two (2) Pneumatic Trailer Wheels on Automotive Type Springs
- Fiberglass Roof

## Steam Table Area

- Two (2) 16,000 BTU Burners with 100% Safety Controls
- Accommodates Five (5) 1/3 Size Pans (6 7/8" x 12 3/4" x 6") Overall Steam Table Jacket and One (1) 1/2 Size Pan (10 3/8" x 12 3/4" x 6") Over Direct Heat (Large Steam Tables Available)

## Cold Storage Area

- Canned or Bottled Drink Chest Area (36" x 23" x 23")
- Capacity 14 Cases of 12oz. Soda Cans
- Meat Storage Bin (23 1/2" x 16" x 12") Insulated with Urethane with Coved Corners for Sanitary Cleaning
- Outside Drink Bin with Lights

## Coffee/Hot Water Area

- Five (5) Gal. Coffee Urn with Six (6) Gal. Hot Water Capacity

## Water/Waste System

- Three compartment sink and handsink
- Six (6) Gal. Hot and Seven (7) Gal. Cold Running Water and Waste Tank 15% Greater

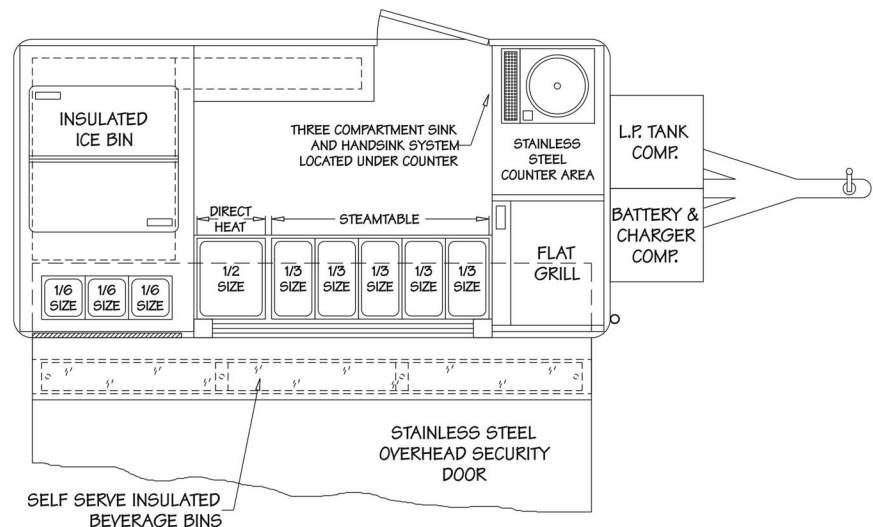
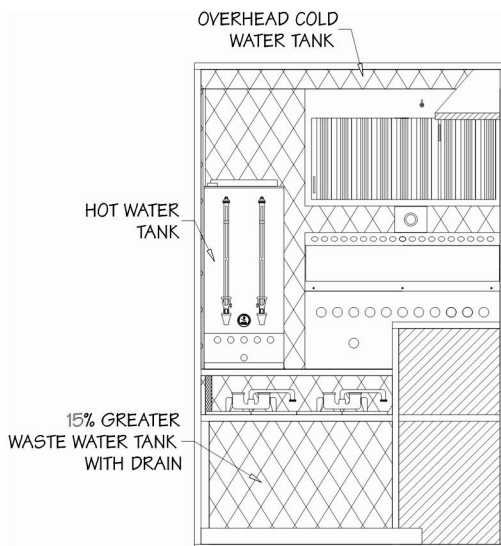
## Accessories Included

- Condiment Pots, Self-Service Recessed in a Drink Compartment
- Extra Interior Shelving for Storage
- Locking Stainless Steel Door
- 7" Serving Drop Shelf (Optional Serving Shelf Displace Case Available)
- Char-Broiler or Grill
- 12 Volt Vent Fan Behind Filtered Hood
- Special Compartment for 12 Volt Battery to Operate Interior Light and Vent Fan (Marine Battery and Charger with Automatic Shut Off Included)
- 2" Ball Trailer Hitches with Jack and Swivel Caster
- Locking Operator Door and Flip Up Stainless Steel Awning Door
- Candy, Cookies, and Pastry Display
- White Aluminum or Stainless Steel Exterior
- Four Pot Bain Marie in Ice Chest
- Screen (Windows)

## Options

- French Fryer
- Sky Light
- Refrigerated Cold Storage
- Mechanical Plug In Freezer
- Colored Roof
- Serving Shelf Displace Case
- Extra Wide (Up to 8 Feet)
- Extra Length (Up to 20 Feet)
- Small Generator

Custom reserves the right to change the design and specifications for any improvement without notice. It is the responsibility of the purchaser to research Health, Fire, & Zoning Codes prior to ordering.



CALL US TOLL FREE! 800-257-7855  
275 South 2nd Road, PO BOX 635 Hammonton, NJ 08037 USA  
NJ 609-561-6900 FAX 609-567-9318

VISIT US ON THE WEB!  
[WWW.FOODCART.COM](http://WWW.FOODCART.COM)